

Signalisation frame can be customized to individual needs

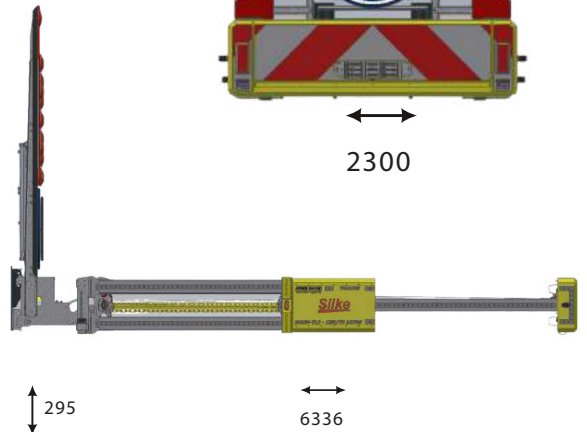
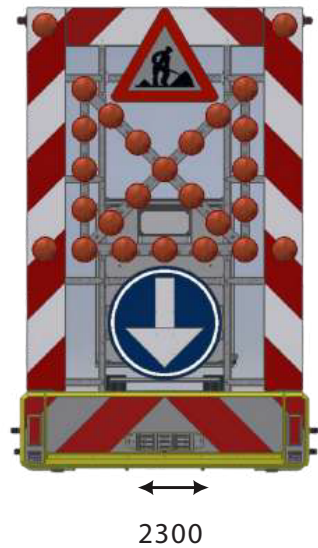
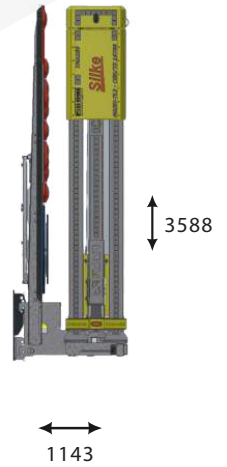
Available in different colours

Easily accessible for maintenance

Integrated silent blocks to avoid any trembling when driving

Mash 2016 & CEN/TS 16786 approved

Safety system integrated to avoid any debris in case of impact



Highway 1 proudly introduce our Silke TL3M that meets the strict MASH 2016-TL3 criteria and the first tested and approved truck mount attenuator according to the new European guidelines (CEN/TS). Unique in the world as that 1 TMA can meet 2 different guidelines!. This offers a great versatility & flexibility for our customers.

DIMENSIONS

Height cushion lowered in working position	1.05 m
Cushion raised	3.95 m
Length cushion lowered in working position	6.328 m
cushion raised	1.12 m
Width	2.295 m
Total weight	Approx. 12000 kg
Voltage	24 V DC
Total installed power	1.5 kW
Hydraulic pressure	140 bar - 14 MPa - 2030 PSI